


**Thirstin's**

**Wacky**

**WATER**

**Adventure**




# Thirsten's Wacky WATER Adventure



Hello, my name is Thirstin. I am here  
to talk about protecting and conserving  
**DRINKING WATER.**

Follow me and I'll show you some fun facts  
and activities about water.




Water comes in three different forms:



Water can get dirty, so before we can drink it, it must be clean. Water is cleaned at a Treatment Plant and then sent to our homes through pipes.

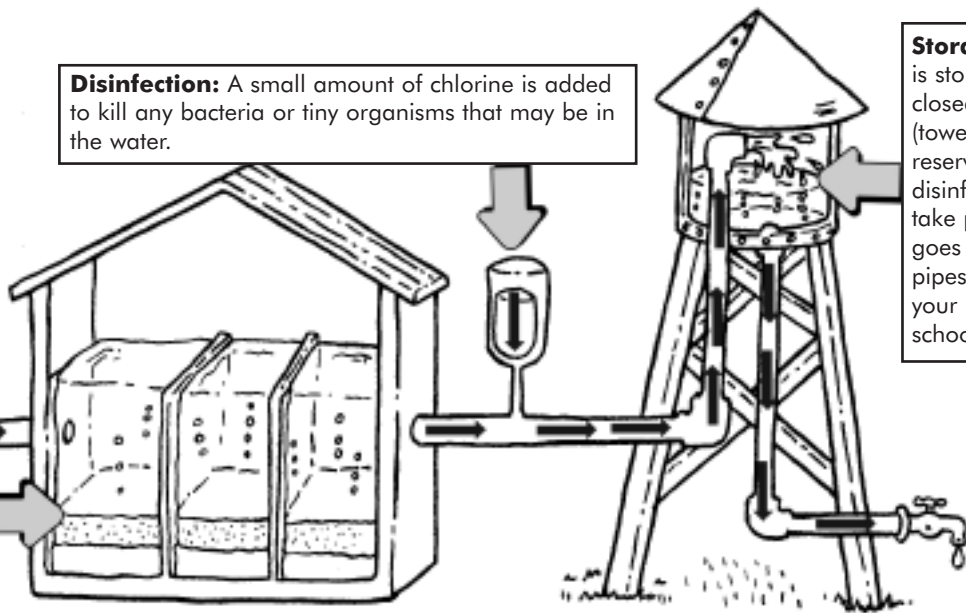


**Coagulation:** Dirty water has many particles floating around in it. Alum and other chemicals are added to the water to form floc that is sticky and attracts the dirt into larger clumps. When they get heavy, they sink to the bottom during sedimentation.



**Sedimentation:** The heavy particles settle to the bottom and the clear water at the top moves on to filtration.


**Disinfection:** A small amount of chlorine is added to kill any bacteria or tiny organisms that may be in the water.



**Storage:** Water is stored in a closed tank (tower) or reservoir so the disinfection can take place. It then goes through pipes and into your home or school.

**Filtration:** The water goes through filters, often made of sand, gravel and charcoal that will catch even smaller particles that float in the water.

P M A E R T S B G T  
X O B F L A K E H R  
W T L I D J O Q T E  
P A X L L L E W L A  
I N T T U G V P U T  
P F O E Y T D W C M  
E V S R R A I M K E  
S T R Z B N P O Y N  
N E F A S K W A N T



Find and circle these words:

STREAM

WELL

FILTER

TREATMENT

PIPES

TANK


SAFE

POLLUTION

WATER

LAKE

Unscramble the letters:



A W T R E

K D I R N

C I E

V P A O R

R V I E R

E L A K

1. \_\_\_\_\_

2. \_\_\_\_\_

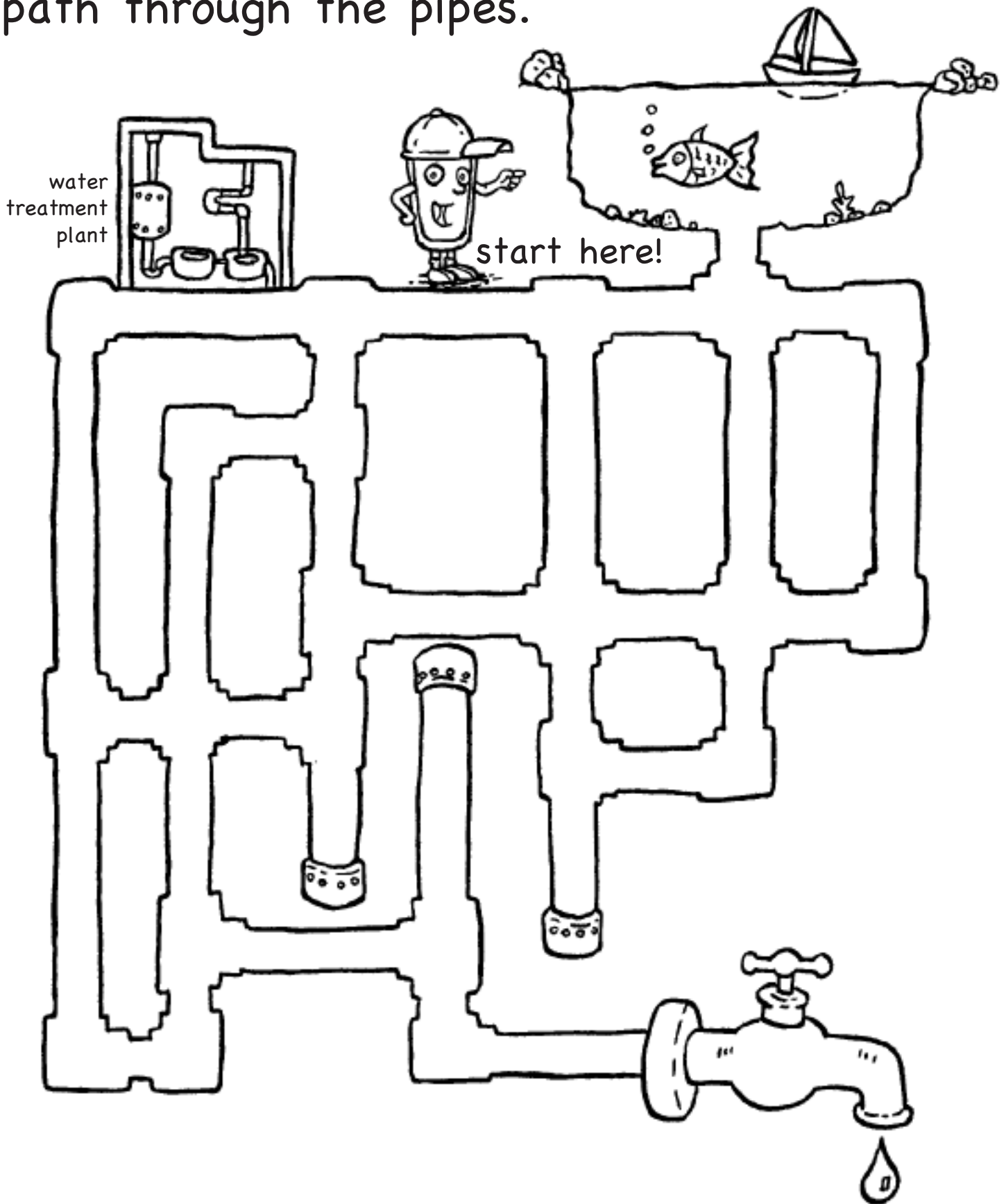
3. \_\_\_\_\_

4. \_\_\_\_\_

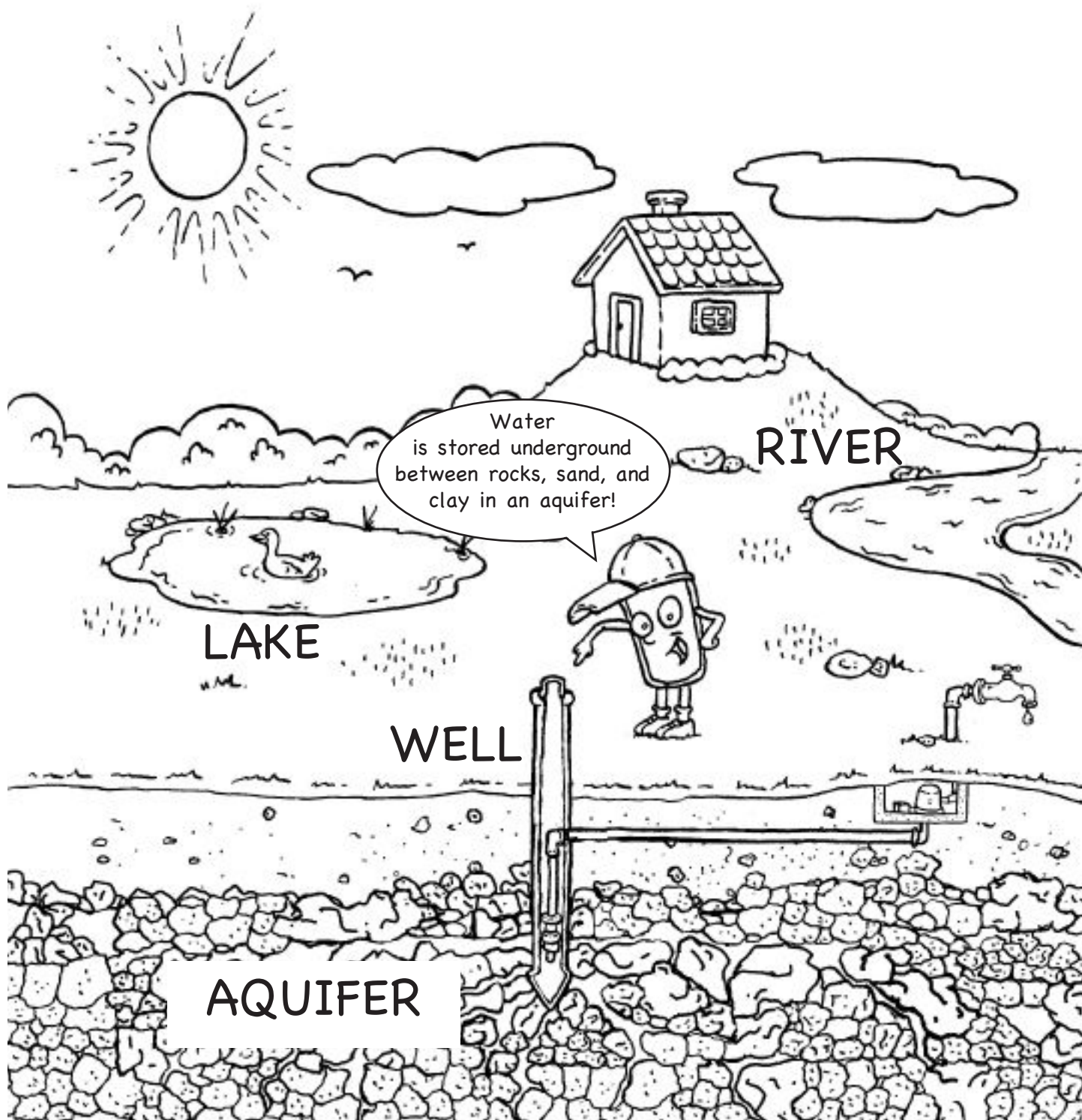
5. \_\_\_\_\_

6. \_\_\_\_\_

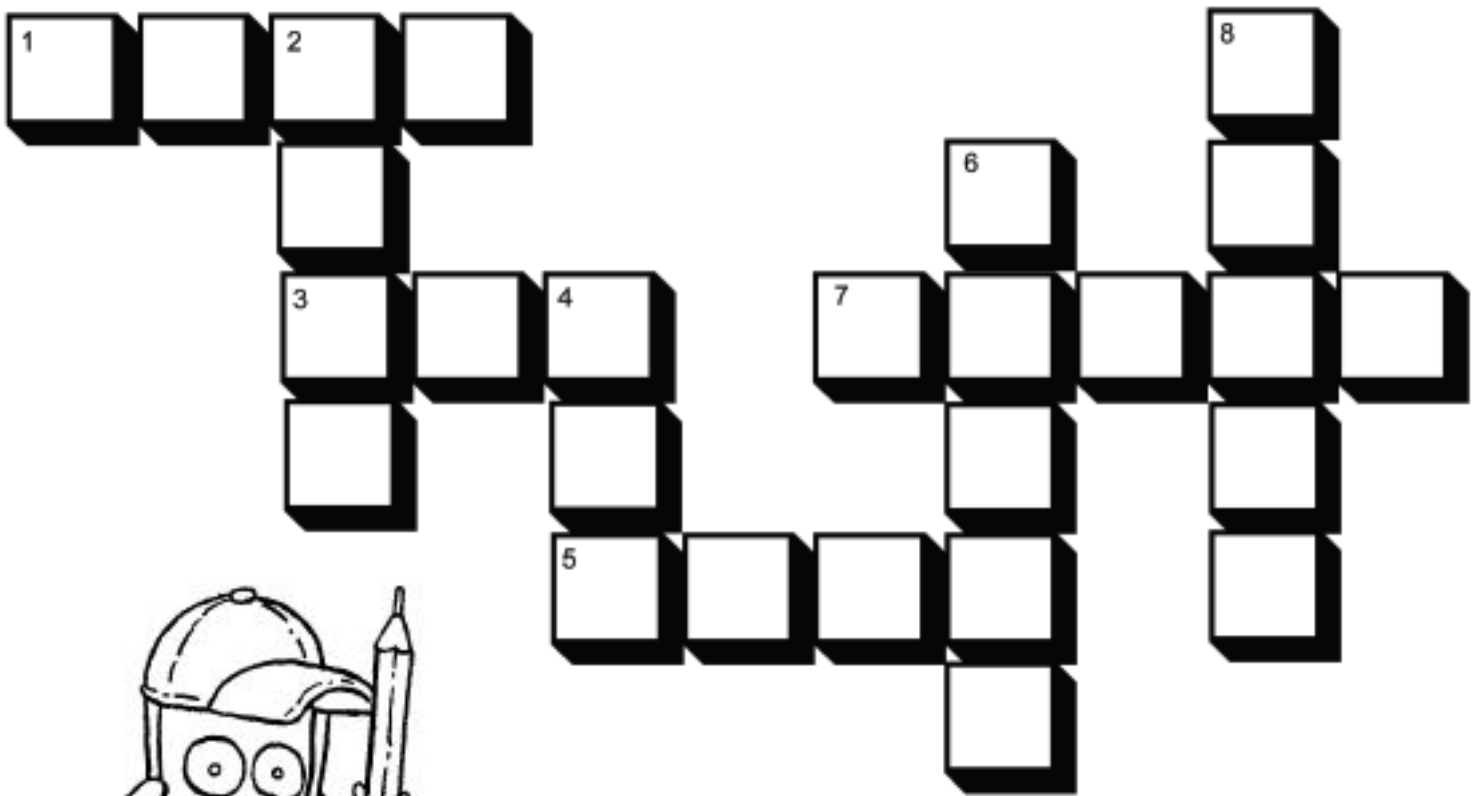
Help the water find its way from the lake to your faucet by following the correct path through the pipes.



Drinking water comes from lakes, rivers, streams, or under the ground (ground water).



Complete the crossword puzzle to test your knowledge of water.



ACROSS

- 1. Always \_\_\_\_\_ your hands before dinner.
- 3. Add this to water to make it cold.
- 5. Big body of water.
- 7. If you have a leaky faucet, get it \_\_\_\_\_.


DOWN

- 2. People go to the beach to \_\_\_\_\_.
- 4. Snake-like fish.
- 6. Water travels through these.
- 8. When you boil water, \_\_\_\_\_ rises out of the pan.

Because we need water to live, it is important to conserve as much water as we can.

You can help by:

turning off the water when you're not using it, and . . .




telling an adult when you see a leak.




# WATER TRIVIA!

## Fun Facts About Water . . .

1. How much water does it take to cook a Hamburger?  
*Approximately one gallon.*
2. How long can a person live without food?  
*More than a month.*
3. How long can a person live without water?  
*Approximately one week, depending upon conditions.*
4. How much water is used to flush a toilet?  
*2-7 gallons.*
5. How much water is used to brush your teeth?  
*2 gallons.*
6. How much water does an individual use daily?  
*50 gallons.*
7. How much of a chicken is water?  
*75%*
8. How much of a pineapple is water?  
*80%*
9. How much of an elephant is water?  
*70%*
10. How much of an ear of corn is water?  
*80%*



# REMEMBER!



Your help is needed to keep drinking water clean!

Keep rivers, lakes and streams free of trash!

Never allow oil or gasoline to be poured on the ground!

Make a list below of other things you can do to help:

---

---

---

---

---

---

---

---

FOR MORE INFORMATION AND  
ACTIVITIES, VISIT OUR WEBSITE AT:

[www.epa.gov/safewater](http://www.epa.gov/safewater)

Click on Kid's Stuff and submit  
an art project!



# GAME ANSWERS

## Word Search Game



## Word Scramble Game

1. WATER
2. DRINK
3. ICE
4. VAPOR
5. RIVER
6. LAKE

## Crosswords Game

### ACROSS

1. WASH
3. ICE
5. LAKE
7. FIXED

### DOWN

2. SWIM
4. EEL
6. PIPES
8. STEAM