

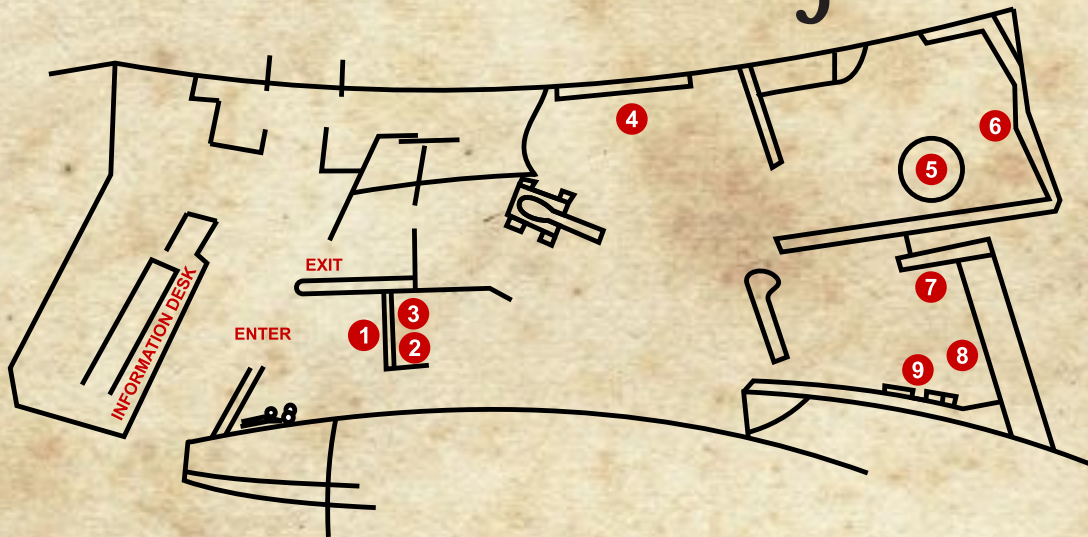
Fort McHenry National Monument and Historic Shrine
2400 E. Fort Ave., Baltimore, Maryland 21230

Junior Ranger Activity Booklet

2016
National Park Service
CENTENNIAL



Visitor Center Scavenger Hunt



Let's get started in the Visitor Center exhibit area!!

1. How many stars are on the 1814 flag? _____ How many stripes are on the 1814 flag? _____
2. Locate the life-size picture of a piece of the original Star-Spangled Banner. Stand against the flag, then measure your height to the stripe. Height _____ Name the color where the top of your head touches _____.
3. How many music artists performed "The Star-Spangled Banner?" _____ Which artist is your favorite? _____
4. Locate the display with the model of the ship. Name and describe marker #8 that is found within that display. _____

5. Find the large wooden barrel in the War of 1812 Gallery. What is the barrel called? _____ What did it hold? _____
6. Find the peepholes. Who was William Williams, and what was his real name? _____

7. Find the Congreve Rocket. Describe it and state the year it was introduced. _____

8. How many verses are there in Francis Scott Key's song? _____
9. Find out two (2) facts about Mr. Key. _____

Who made the Star-Spangled Banner?

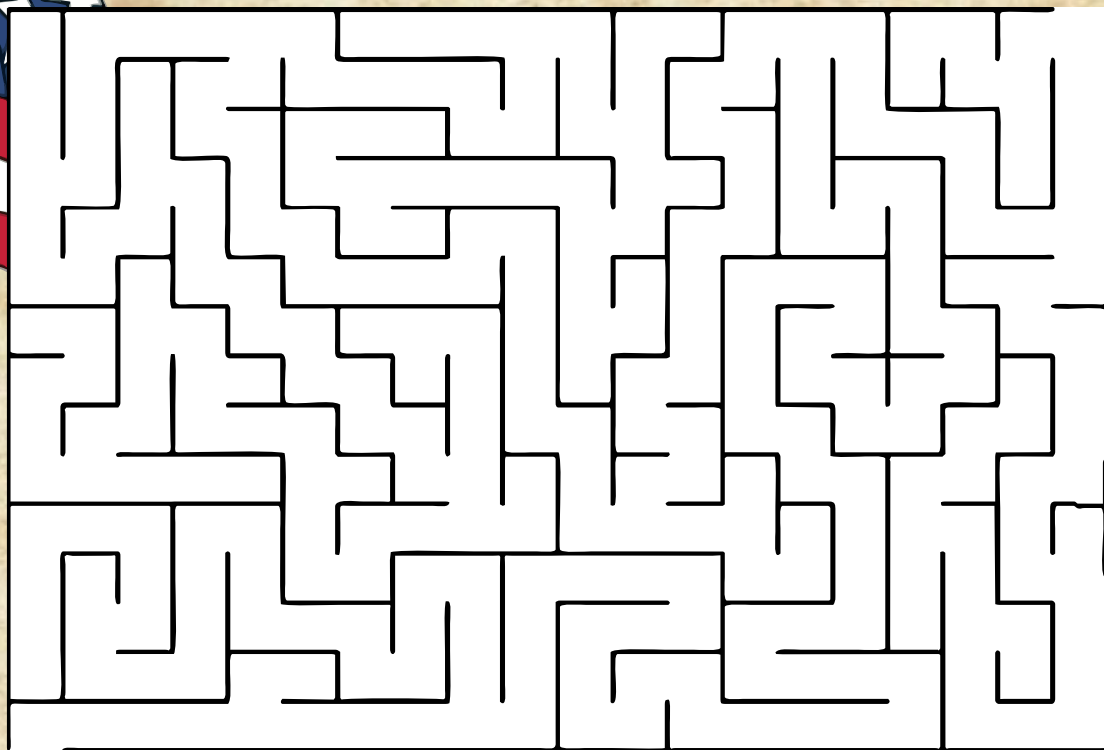
Major George Armistead was the commanding officer here at Fort McHenry. The citizens of Baltimore were certain that the British would attack the city. Not knowing for sure when an attack would occur, the soldiers spent months preparing for it. Armistead made sure the soldiers were ready to defend the fort and to protect Baltimore. However, there was no suitable flag to fly over the fort. Major Armistead desired a flag to be made so large that the British would have no trouble seeing it from a distance.

This is when I came into the picture. I'm a local flag maker, and Major Armistead asked that I make two flags. I worked relentlessly for days stitching two American flags, one of which was to be the largest battle flag ever flown. What is my name? (Hint: find my name in one of the peepholes in the Visitor Center!) _____

Hey defenders!

Can you be the messenger and travel to Mary's house
(today known as The Star-Spangled Banner Flag House)
to give word to her to make two flags?

Fort McHenry



Mary's House




PARK BINGO

As you explore the fort, look for the things in the pictures below. **BE ALERT!** There are no clues, so you have to search and find each item. Place an "X" over the items you find. To win, check off five (5) items in a row. The row can be vertical, horizontal or diagonal. Challenge yourself to find all 25! Have fun searching!!!

B I N G O

B




I



N



G



O



A Soldier's Life

What was it like to be a soldier at Fort McHenry in 1814? Explore the Enlisted Men's Barracks to find out!

The 1814 Barracks

Name three things soldiers did in this room:

1. _____
2. _____
3. _____

Junior Ranger

In what rooms of your home do you do these things?

1. _____
2. _____
3. _____

A soldier's fare

Look at the items on the table. Soup, salted meat, and bread were common soldiers' food.

What items do you eat each day?



Approximately 16 soldiers slept in this room. Men woke up to the sound of the fife and drum. During the day, men practiced marching, stood guard, trained on the cannons, cleaned their muskets, and performed chores around the fort such as chopping wood, painting, and preparing food. What do you do each day?

Hey kids, it's Picture Time!

Draw what you liked best about your visit to this historic site!!



The National Park Service

The Reason for the National Park Service

The National Park Service was created in 1916. By that time, there were already many National Parks in the country, but there was no agency to protect and care for them. The creation of the National Park Service put everyone under one team name and combined all the parks under one mission.

The Mission of the National Park Service

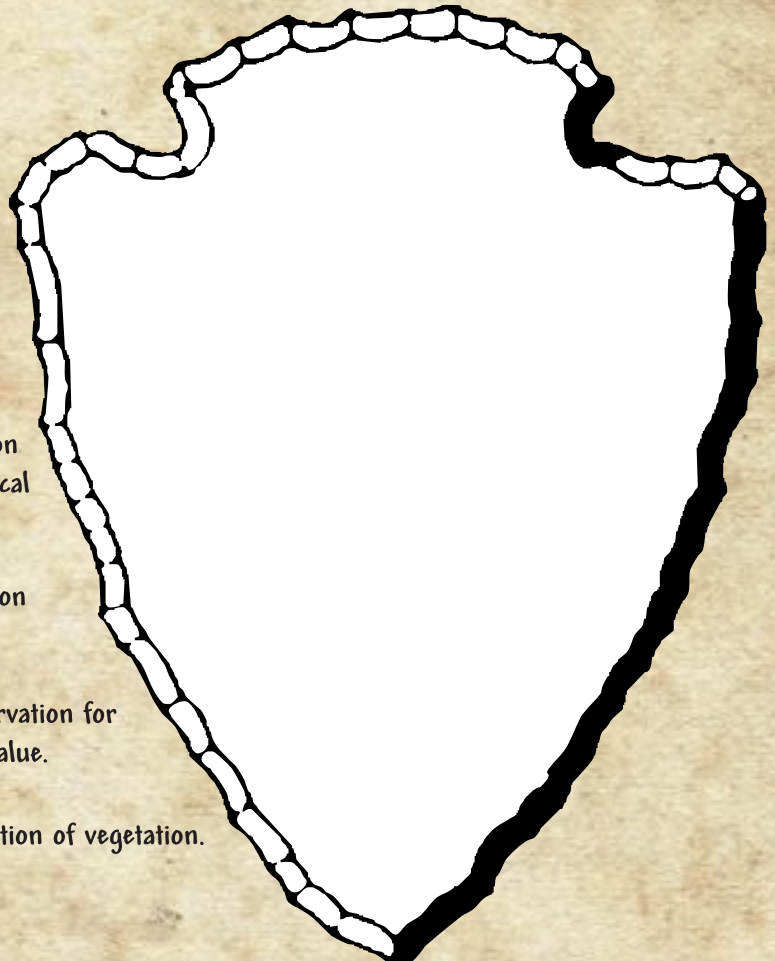
The Park Service was created to help preserve and protect the best parts of our country. There are mountains, forests and lakes that need to be cared for. There are many endangered animals and other wildlife that live in these great areas that need to be guarded. There are also places where important historic events occurred, and those areas need to be protected so their stories can be told. In 1951, the team known as The National Park Service got an official logo.

Let's fill in the blanks! The Arrowhead is the logo of the National Park Service, and you'll see it in every National Park you visit. Each item in the Arrowhead represents a feature protected within all National Park sites. The Arrowhead is outlined below, but it is incomplete. Find an Arrowhead in the park and complete the drawing. By filling in the blanks, you will get hints as to what must be included within the outline.



HINTS

1. _____: Preservation of archaeological and historical artifacts.
2. _____: Protection of wildlife.
3. _____: Preservation for scenic and recreation value.
4. _____: Protection of vegetation.



Junior Ranger Certificate

I pledge to be the best Junior Ranger and to honor, protect, and learn more about Fort McHenry and other National Parks.

This Certifies that _____

has demonstrated all of the qualities and completed all of the activities necessary to become a Junior Ranger

of
Fort McHenry National Monument and Historic Shrine
Baltimore, Maryland



2016

National Park Service
CENTENNIAL



_____ Date

Jim Coppetta

Superintendent