

Glen Echo Park
George Washington Memorial Parkway

National Park Service
U.S. Department of the Interior



Lil' Junior Ranger Activity Booklet



Ages
3-6



What is a Lil' Jr. Ranger?

Welcome to Glen Echo Park. Today, you have the opportunity to become an official National Park Service Lil' Junior Ranger!

A Lil' Junior Ranger is someone who likes to explore and protect our national parks. As a Lil' Junior Ranger, you have a very special role. You have the chance to learn about why our national parks are such special and important places. Once you've learned about a park, it is your duty to tell everyone about them!

This activity booklet includes many fun activities to help you learn about Glen Echo Park. As a Glen Echo Park Lil' Junior Ranger, you will:

- Learn about the history of Glen Echo Park;
- Learn about the plants and animals of Glen Echo Park; and
- Learn about how Glen Echo Park is a special part of the National Park Service today.

Complete ALL of the activities in this booklet to earn a certificate and a badge. When you have completed your activities, return your booklet to a park ranger. Be prepared to tell him or her what you learned and how you can make a difference in the future to America's National Parks.

Do your best, have fun, and thank you for visiting
Glen Echo Park!

Welcome to Glen Echo Park!



Hi, I'm Ranger Smiley! Welcome to Glen Echo Park, I'll be one of your activity booklet guides.

By becoming a Lil' Junior Ranger, you'll have a very special role in helping park rangers like me protect America's treasures.

Hi, I'm Ranger Howdy! I'm your other guide. To become a Lil' Junior Ranger and earn your badge, complete all of the activities and then show your booklet to one of my fellow rangers.

First things first, tell us your name below!




This Lil' Junior Ranger Activity Booklet belongs to:




Carousel Match


There are 52 individual animals on the Carousel.
Can you match the Carousel animals with the real animals
they represent?




Lion




Tiger





Horse



Ostrich



Rabbit



Deer

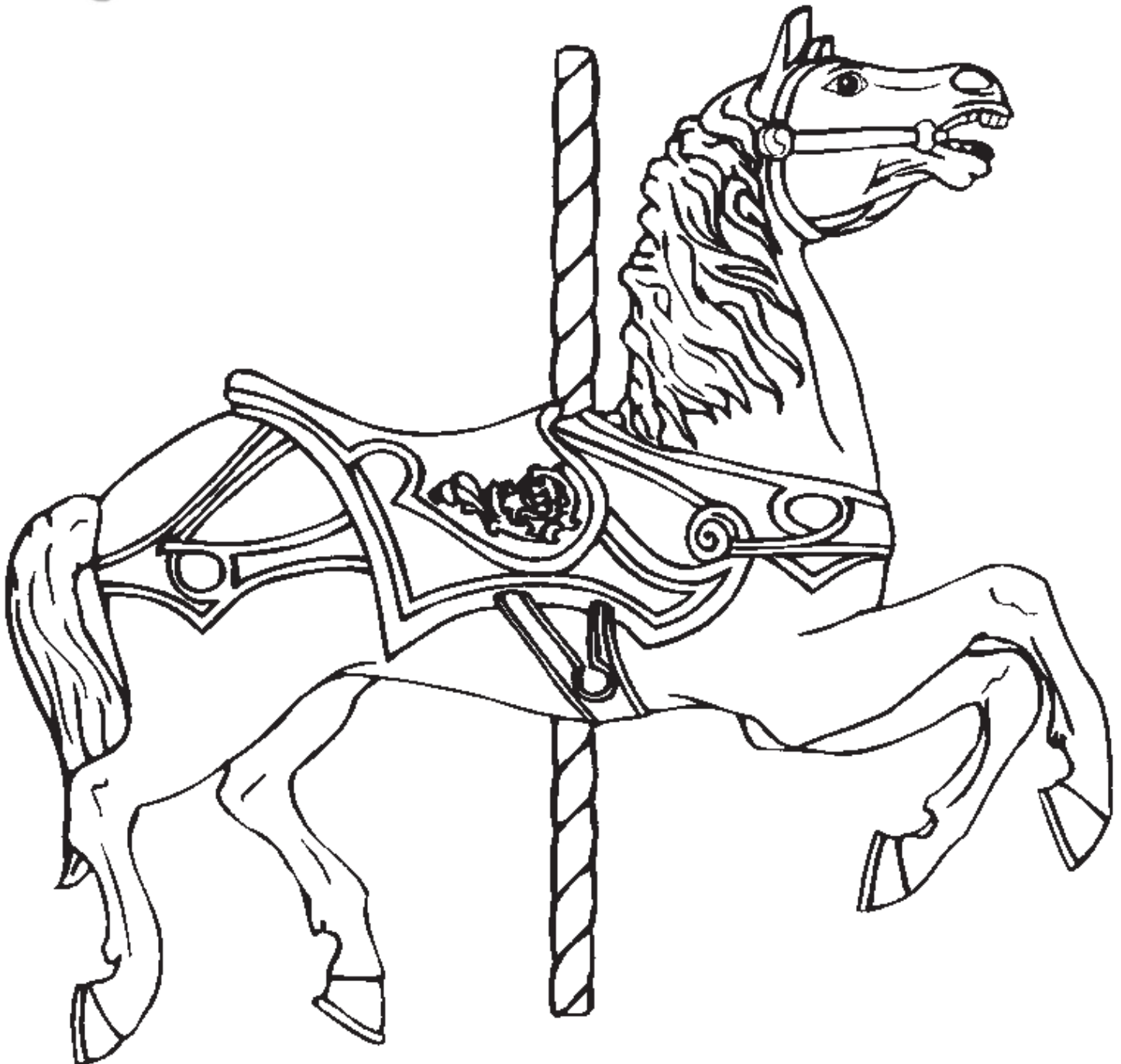


Giraffe

Painting the Carousel



It's hard to believe, but when the National Park Service took over *Glen Echo Park*, the Carousel wasn't as pretty as it is today. Rosa Patton, an artist, brought the beauty back by painting the Carousel.
Can you help her by coloring the horse?





Taking the Trolley

Hey, I see you have a trolley pass! You would need this to take the trolley car to Glen Echo Park from Washington, DC. When there was an amusement park here, most people took the trolley.



Help the trolley get to Glen Echo Park by completing the maze.



ALL ABOARD!



YOU MADE IT!

Rubbing Rights



Can you believe that almost the entire time that Glen Echo was an amusement park African Americans were not allowed to enjoy the rides or swim in the pool? Thankfully, in 1960 a group of people protested the park's policy and eventually forced the park to open to everyone!

Find the plaque near the Carousel that commemorates the protest and make a rubbing of your favorite part below.

A large, empty rectangular area with a double-line border, intended for students to draw or create a rubbing of a plaque.



Meet an Artist

What would you do with an abandoned amusement park with only one ride?

In 1972, a group of National Park Service rangers like me had to answer that very question. We decided to turn Glen Echo Park into a place where people could create beautiful art on the banks of the Potomac River.

Can you find an artist and get their autograph below? Be sure to ask them about their art.



Here's a hint: You can find artists in the Pottery Yurts, the Stone Tower, the Yellow Barn Silver Works Studio, the Care Taker's Cottage, and the Art Glass Center in the North Arcade Building.



Say What?



Many bugs, birds, and animals fill the park with sound.
Can you immitate these residents of the park?



1



The Red Fox
says, "yow-wow-wow"

2



The Red-Tailed Hawk
says, "kee-eeee-arr"

3



The Eastern Grey Squirrel
says, "kuk-kuk-kuk"

4



The House Sparrow
says, "fillip-fillip-fillip"

5



The Black Rat Snake
says, "hssssss"

6



The American Crow
says, "caaw-caaw-caaw"

7



The Bee says, "bzzzzzz"



Leaf Peeping



Glen Echo Park isn't just home to lots of animals. It is also home to many different types of trees. Park rangers identify trees by the shape of their leaves. Below are pictures of some of the most common leaves found in the park.

On the next page, make a rubbing of a leaf that you find in the park. Remember, a good lil' junior park ranger doesn't hurt the trees, so get your leaf from the ground and not by plucking it from the branches.



Tulip Poplar




Bradford Pear



Pawpaw



Sassafras



Crape Myrtle



Willow Oak



American Sycamore



WARNING
Stay away from
Poison Ivy!

Leaf Rubbing



To make a leaf rubbing, first find a leaf. Remember to choose a leaf that is already on the ground and not from the tree. Also, be careful not to pick-up any poison ivy.

Once you have your leaf, place it on a hard surface, like a table or piece of cardboard, with the 'veins' facing you.

Now, cover the leaf with this page.

Finally, rub a crayon or pastel on its side and gently color on the layered paper over the leaf.





As a Lil' Junior Ranger, I promise to protect places of wonder, to support the National Park Service, and to preserve the cultural heritage of the United States.

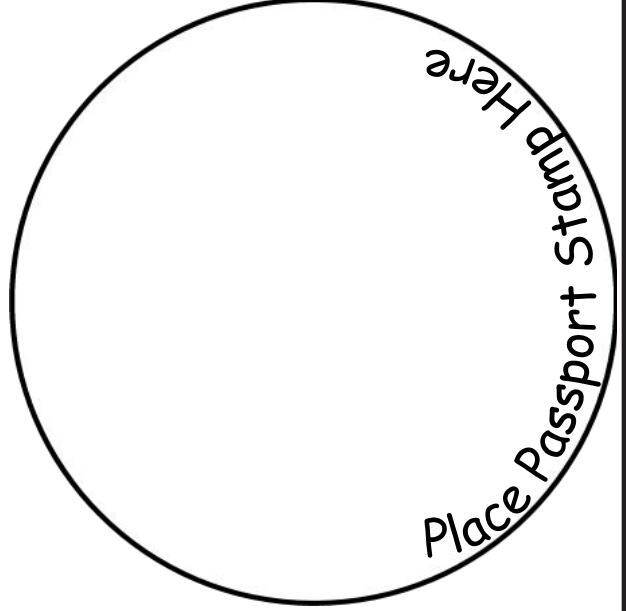


Lil' Junior Ranger Signature

Park Ranger Signature



You did it!



Great job!