



Junior Ranger Guide

Ages 4-7



Explore, Learn, and Protect!

This Booklet Belongs to: _____

Greetings from Liberty the Chipmunk!

Hello! I am Liberty the chipmunk and I am from Minute Man National Historical Park! Today you are going to become a Junior Ranger. I will be your guide along the way and teach you about the park. Complete at least 3 pages of this book and you will receive your very own Junior Ranger Badge and Certificate! Have a fun day at Minute Man!



Bingo

There are many different animals, buildings, people, and historic objects in Minute Man National Park that relate to life during the American Revolution. Circle the ones you see and try to get four in a row! See if you can find all 16!

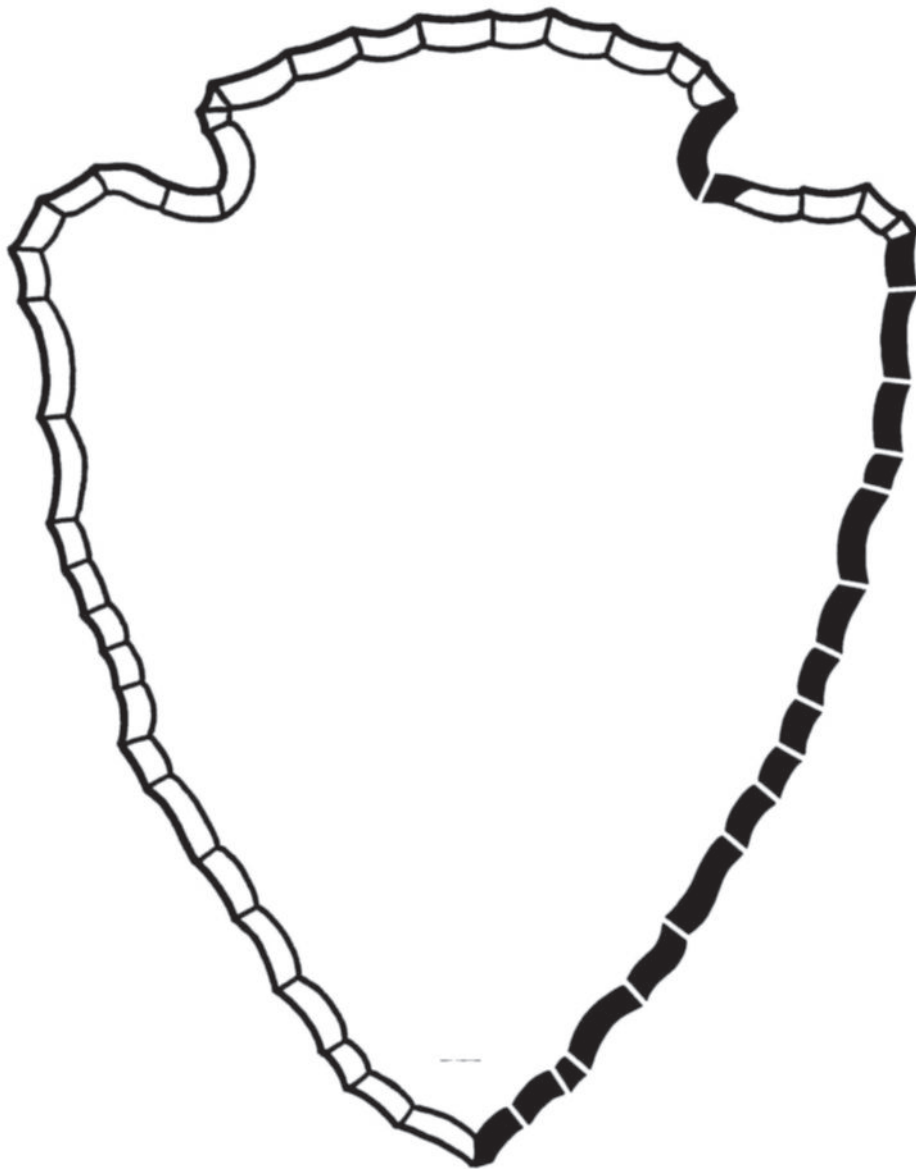
<p>Stone Wall</p> 	<p>Wild Turkey</p> 	<p>The North Bridge</p> 	<p>Hartwell Tavern</p> 
<p>American Flag</p> 	<p>Park Ranger</p> 	<p>Paul Revere Capture Site</p> 	<p>Doolittle Print</p> 
<p>Battle Road</p> 	<p>William Smith House</p> 	<p>Hancock Cannon</p> 	<p>Minute Man Statue</p> 
<p>A Cow</p> 	<p>18th Century Clothing</p> 	<p>The Wayside</p> 	<p>Samuel Prescott</p> 

Can you find any of my friends?



The Arrowhead Patch

Park Rangers at Minute Man National Historical Park wear arrowhead badges on their arm. Start off the day by creating your own badge!

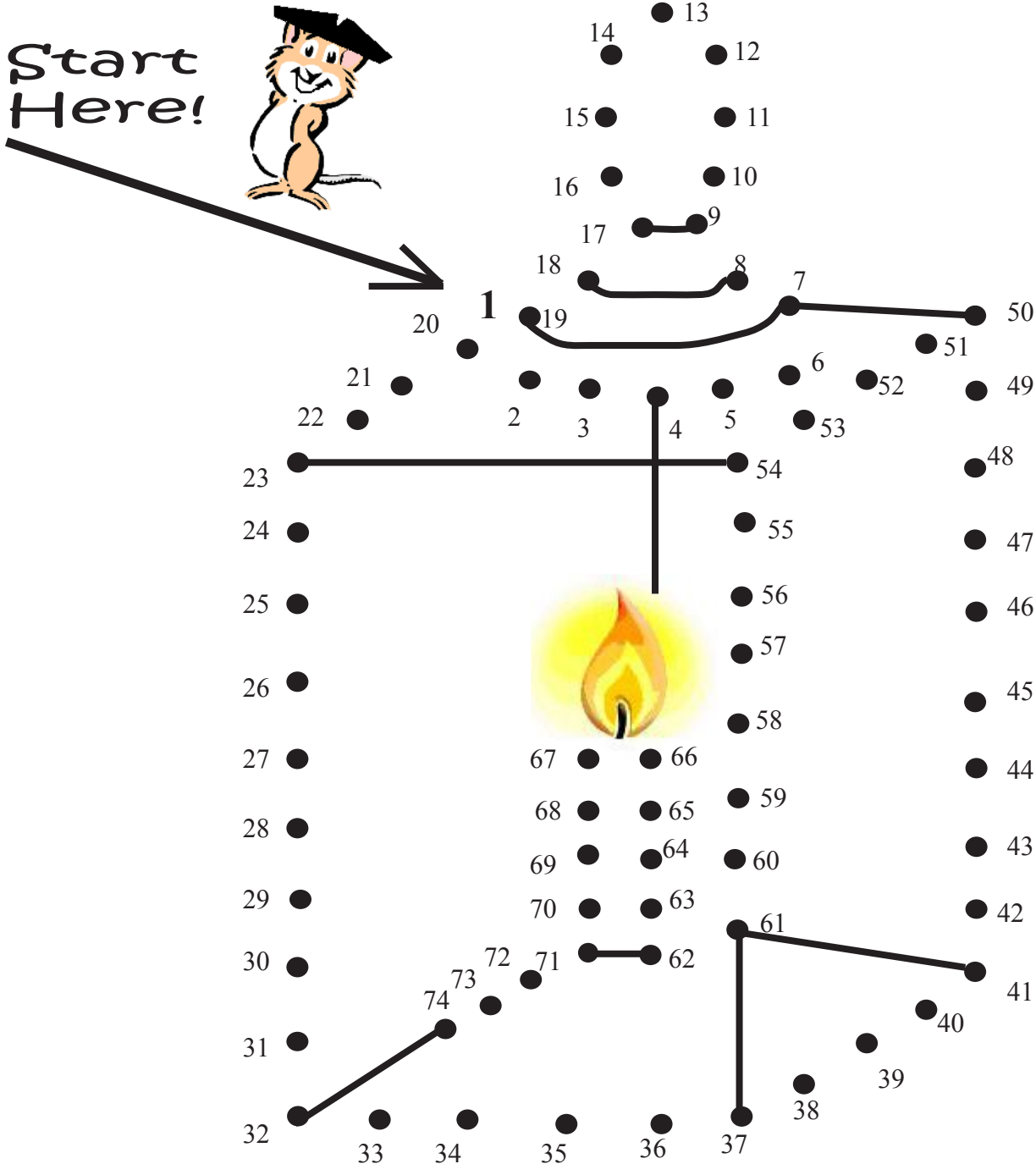



Connect the Dots

Two of these items were hung in the North Church in Boston so that midnight riders like Paul Revere knew that the British were crossing over from Boston by sea!

Connect the dots to see what was hung!

Start Here!



The puzzle consists of 74 numbered dots arranged in a grid. The following connections are shown:

- 1-2: horizontal line
- 1-3: horizontal line
- 1-4: horizontal line
- 1-5: horizontal line
- 1-6: horizontal line
- 1-7: horizontal line
- 1-8: horizontal line
- 1-9: horizontal line
- 1-10: horizontal line
- 1-11: horizontal line
- 1-12: horizontal line
- 1-13: horizontal line
- 1-14: horizontal line
- 1-15: horizontal line
- 1-16: horizontal line
- 1-17: horizontal line
- 1-18: horizontal line
- 1-19: horizontal line
- 1-20: horizontal line
- 1-21: horizontal line
- 1-22: horizontal line
- 1-23: horizontal line
- 1-24: horizontal line
- 1-25: horizontal line
- 1-26: horizontal line
- 1-27: horizontal line
- 1-28: horizontal line
- 1-29: horizontal line
- 1-30: horizontal line
- 1-31: horizontal line
- 1-32: horizontal line
- 1-33: horizontal line
- 1-34: horizontal line
- 1-35: horizontal line
- 1-36: horizontal line
- 1-37: horizontal line
- 1-38: horizontal line
- 1-39: horizontal line
- 1-40: horizontal line
- 1-41: horizontal line
- 1-42: horizontal line
- 1-43: horizontal line
- 1-44: horizontal line
- 1-45: horizontal line
- 1-46: horizontal line
- 1-47: horizontal line
- 1-48: horizontal line
- 1-49: horizontal line
- 1-50: horizontal line
- 1-51: horizontal line
- 1-52: horizontal line
- 1-53: horizontal line
- 1-54: horizontal line
- 1-55: horizontal line
- 1-56: horizontal line
- 1-57: horizontal line
- 1-58: horizontal line
- 1-59: horizontal line
- 1-60: horizontal line
- 1-61: horizontal line
- 1-62: horizontal line
- 1-63: horizontal line
- 1-64: horizontal line
- 1-65: horizontal line
- 1-66: horizontal line
- 1-67: horizontal line
- 1-68: horizontal line
- 1-69: horizontal line
- 1-70: horizontal line
- 1-71: horizontal line
- 1-72: horizontal line
- 1-73: horizontal line
- 1-74: horizontal line

Making A Stand

On April 19, 1775 hundreds of farmers and citizens marched to Lexington and Concord to meet the advancing British troops. While every one of their names may not be remembered in the history books, each one had a role in the course of American history because of their actions that day.

Find each historical figure as you look around in Minute Man Visitor Center. Once you find a person write down the missing letter in each name. Once you have identified or found each one place the missing letters in order to figure out the secret word!



On April 18th, he watched as companies of his men boarded boats in Boston's Back Bay to begin the journey to Concord. During the siege of Boston he was promoted to the rank of Captain.

Lieutenant _____ rederick
1
Mackenzie

This historical figure led a brigade of British reinforcements to Lexington just as other British soldiers were retreating back from Concord. He arrived with his fresh troops and two cannons just in time to prevent disaster. Even though there was intense fighting, he saved the day.

Hugh, Earl Pe _____ cy
2



On April 18th this famous figure warned fellow patriots of the British raid.

Paul Rev _____ re
3



During the Revolution, he served in the Massachusetts Legislature and was elected Captain of Concord's light infantry.

Lieutenant Jos ph
Hosmer ₄

He was very active in politics and often spoke publicly against the British. He was a leader of the Sons of Liberty.



Sam A ams
 ₅



He was a soldier of considerable experience and a commander of the British Marines. At 5:00 a.m on April 19th, 1775, he gathered his troops in Boston, arrived at Lexington Green leading the advanced guard of the British expedition to Concord.

Major J hn PitCairn
 ₆

This spirited Patriot joined Paul Revere and William Dawes on a ride to warn people that the British were coming. He was the only person who made it successfully to Concord.



Sa uel Prescott



What is the secret word??

 ₁ ₂ ₃ ₄ ₅ ₆ ₇


Home Sweet Home

During the 1700s many people had homes called saltboxes. A saltbox home gets its name from a sloping roof that gives the house the shape of a wooden box used to store salt in Colonial times.

Below is a picture of a saltbox home. As you journey through the park find one saltbox house. After you find one, draw a picture of your home!



What is different from your home compared to a saltbox home? What is similar?



Then and Now!

Can you match the different items that were used in the 18th century to the items that are used today? Draw a line from each item in the left column (things we use) with an item in the right column (things people used in Colonial times.)


1775



21st Century



Continued onto Next Page



1775







21st Century



Farm Animals

During the 1700s most people were farmers. The Brooks family had many animals on their farm. Can you figure out what animals the Brooks would have had during 1775?

Circle the animals the Brooks used




What's Wrong?

There are certain things that a militiaman should be holding and wearing while preparing for battle.

For this activity, first look at the Minute Man Statue at the North Bridge.

Compare the statue to this picture of a militiaman. Circle all of the things that are wrong with this picture.



Concord Munition Hunt!

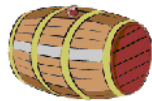
Ammunition, food, tents, and artillery were hidden at Col. Barrett's Farm in Concord so that the British would not find them.

See if you can find all of the different items below in his house!
Where am I?

3 Muskets



3 Barrels of Flour



4 boxes of Musketballs



2 Cannons



The British Retreat

After a disappointing search for ammunition in Concord, the British retreated back to Boston.

Pretend that you are a British soldier on that terrible day in April. Can you make your way back to Boston? Watch out for Minute Men!



Minuteman Fire!



Minuteman Fire!



Minuteman Fire!



Boston!



Minuteman Fire!





Junior Ranger

Certificate of Achievement

is Awarded to:

for exploring, learning about, and protecting
Minute Man National Historical Park

Park Ranger _____

Date _____



Junior Ranger Pledge

As a Junior Ranger, I promise to:



- *Protect the buildings, flowers, plants, and trees, animals, and other things in the park by not disturbing them.
- *Collect litter while I am out exploring, whenever possible.
- *Stay alert, and be aware of traffic- in cars, buses, or on foot- on the roadways.
- *Stay on the marked pathways, and be careful of poison ivy and insects.
- *Show Respect in historical and cultural places.
- *Continue learning about the National Parks and teach others about the importance of places like Minute Man National Park.

Become a Webranger!
Go to www.nps.gov/webrangers. Enjoy!