




Junior Ranger

*You Are an Important Piece of
Carlsbad Caverns National Park!*



Ages 7-12

Name _____



Welcome to Carlsbad Caverns National Park!

Become a Junior Ranger by completing at least **7 of the 14** activities below (you *can* do more!). Have your parents or a Park Ranger sign on the line next to the activities you have completed. When you are done, bring it to a Ranger at the Information Desk.



Activity

Signature

1. Respect and Protect (pg. 2)
2. It Makes Perfect Sense! (pg. 3)
3. Cave Scavenger Hunt (pg. 4)
4. The Carlsbad Caverns Story (pg. 5)
5. Ask a Ranger (pg. 6)
6. Go Take a Hike! (pgs. 7-8)
7. What's the Word? (pgs. 9-10)
8. Caverns Word Search (pg. 11)
9. Draw Your Own Pictograph (pg. 12)
10. Carlsbad Caverns Diamante (pg. 13)
11. Hike the Natural Entrance
12. Walk through the Big Room
13. Ranger guided tour
14. Ranger Program/Movie



Respect and Protect

Fill in the Blanks!

It is very important that we all do our part to protect the cave and ourselves.

We suggest that you do this activity in the Visitor Center before you go in the cave.



1. Stay on the _ _ _ _ _.

2. No food, drinks, or gum are allowed in the cave, only _ _ _ _ _.

3. Children and adults should _ _ _ _ together.

4. Do not _ _ _ _ _ the cave formations.

5. Leave rocks, plants, animals and anything else that belongs here in its _ _ _ _ _.

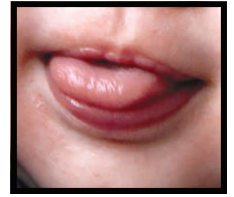
6. Respect the other visitors by speaking in a _ _ _ _ voice.

Fill in the blanks with the right word from the list below.



It Makes Perfect Sense!

Using our senses is how we gather information and explore the world around us. Label the pictures below with the name of the senses they represent.



Hike the Main Corridor and/or the Big Room and fill in these questions. Think about what your senses tell you about Carlsbad Caverns.

1.) Draw a picture of two things you **see** in the cave.



2.) Write something you **smell** in the cave.

3.) Name two sounds you **hear** in the cave.

Are these sounds natural in a cave (Yes/No)?

4.) We all know that touching the cave damages it, so explain one way the cave **feels** on your skin **without touching it**.



Cave Scavenger Hunt

Mark the box for the things you see as you visit the cave!
How many can you find?



Stalagmite: A formation growing up from the ground.



Cave Pool: A place where water gathers in the cave.



Stalactites: Formations that hang down from the ceiling.



Cave Popcorn: Circular formations that look like caramel popcorn.



Soda Straws: Stalactites that are hollow like a straw.




Drapery: A sheet like stalactite that forms along a crack in the ceiling.



Historic Stairs: These stairs were used by visitors up until the 1950s



Column: When a stalagmite and a stalactite have grown together.



Historic Ladder: Used by National Geographic explorers in the 1920s

The Carlsbad Caverns Story

A long time ago Carlsbad Caverns ^{6 15 18 13 5 4} to the bats that came to use it as their home.

American ^{9 14 4 9 1 14 19} would occasionally pass by and use the entrance for ^{19 8 5 12 20 5 18}. Later, early settlers to the area told stories of a "Bat Cave."

At first it was only known




In 1898, a young cowboy named Jim ^{23 8 9 20 5}, thinking he saw




smoke, found ^{2 1 20 19} exiting a cave entrance.

Determined to explore, Jim made wooden ladders and used a lantern made from a coffee pot to ^{12 9 7 8 20} his way into the darkness. Amazed by



what he saw, ^{10 9 13} told other people and they also came to visit the Cavern. Carlsbad Caverns became protected



as a National ^{13 15 14 21 13 5 14 20}

in 1923; and in 1930, the area became a

National ^{16 1 18 11} so that future generations could continue to come and enjoy its beauty.

Key:

A B C D E F G H I J K L M
1 2 3 4 5 6 7 8 9 10 11 12 13

N O P Q R S T U V W X Y Z
14 15 16 17 18 19 20 21 22 23 24 25 26



Ask a Ranger

1. What is Carlsbad Caverns' most famous resident and what does it eat?

2. Why do you think Carlsbad Caverns National Park is important?

3. What is your favorite National Park?



4. Who owns the National Parks?

Ranger Autographs

Go Take a Hike!


For this activity, take a hike on the 1/2 mile Nature Trail, located east of the Visitor Center by the Natural Entrance of the cave. While hiking, notice the signs that tell you about the different plants of the Chihuahuan Desert. Find the signs for each of the plants below, then write their names and a way people have used each plant. Use the map on the following page to help you find your way.













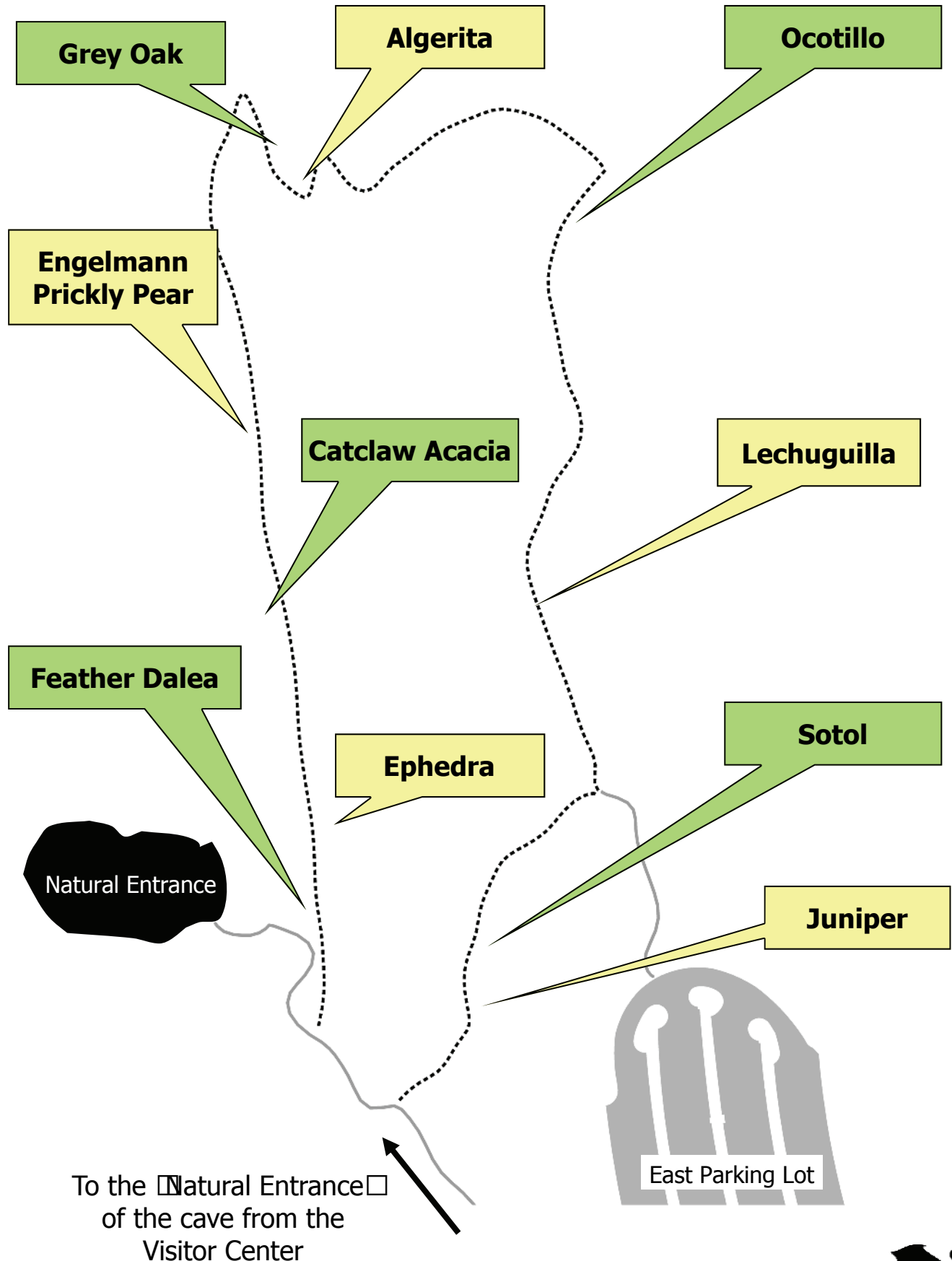








To get to the Nature Trail, either take the path that leads to the Natural Entrance of the cave and turn right at the bottom of the hill just before the bridge, or follow the sidewalk in front of the Visitor Center.



To the Natural Entrance
of the cave from the
Visitor Center

Clues

Use these sentences to help you fill in the crossword on the previous page.



Across

- 1.) Fossils of ocean creatures, like trilobites, are found in park rocks. This indicates that millions of years ago this area was covered by an inland _____.
- 4.) A word used to describe an area that receives very little precipitation (rain and snow).
- 6.) From March to October Carlsbad Caverns is home to thousands of migratory bats. These bats are called Mexican Free-_____ bats.
- 8.) Carlsbad Caverns National Park is located in the _____ desert.
- 10.) Like many caves, Carlsbad Cavern formed in this kind of rock.
- 12.) These representatives of the United States citizens made Carlsbad Caverns a National Park in 1930.

WORD BANK

CHIHUAHUAN

INVASIVE

SEA

CALCITE

LIMESTONE

SNAKES

STALAGMITE

PRESERVATION

TAILED

ARID

STALACTITE

GUANO

CONGRESS

Down

- 1.) The cave formations that hang tight to the ceiling.
- 2.) National Parks, like Carlsbad Caverns, are created for the _____ of resources.
- 3.) Cave formations are often made up of this type of mineral.
- 5.) These cave formations stand mighty on the cave floor.
- 7.) Species from a different place that are introduced and spread into new habitats.
- 9.) Another word for bat droppings which were once mined from Carlsbad Cavern to be sold as fertilizer.
- 11.) One of the many creatures that live in Carlsbad Caverns National Park. These beautiful animals can be dangerous, so give them plenty of space!



Carlsbad Caverns Word Search

C	A	C	T	I	C	K	R	G	N	D	S
Q	E	T	U	R	A	E	P	R	O	R	E
W	N	V	M	T	G	D	O	N	I	Y	T
A	M	X	E	N	E	C	A	O	T	D	I
T	W	W	A	S	P	U	H	L	A	A	T
E	B	R	E	O	G	Y	E	L	V	R	C
R	A	R	P	P	L	H	T	I	R	K	A
S	T	A	L	A	G	M	I	T	E	S	L
V	S	D	R	I	P	R	C	O	S	H	A
H	U	M	I	D	E	E	L	C	N	R	T
N	A	T	U	R	A	L	A	O	O	T	S
S	U	L	F	U	R	I	C	A	C	I	D

Find the underlined words below in the puzzle above.

Carlsbad Caverns National Park is important because it helps to protect the Chihuahuan Desert and the cave. The desert is a hot, dry place. It is filled with many different kinds of plants like cacti and ocotillo, as well as a wide variety of wildlife.

The opposite of the hot, dry desert above is the cold, wet cave below.

The cave is a humid place, and if you stand quietly you can hear the water drip. The different rooms in the cave were dissolved by sulfuric acid. The formations were created by water dripping and leaving calcite behind. There are stalactites which hang tight to the ceiling, and stalagmites growing up from the ground. Cave popcorn is the rock that looks like bubbles on the wall. Since the cave is a dark, quiet place, it is a perfect home for many different types of bats.

The National Park Service balances sharing the cave with others while keeping it natural, this is called conservation. It is your job as a Junior Ranger to tell others about the cave, and to help protect and preserve all National Parks.




Draw Your Own Pictograph

Humans began inhabiting what is now eastern New Mexico around 13,000 years ago. Native Americans have often used rock art as a form of communication. Petroglyphs, like the one on the right, are images ***carved*** ***into*** rock surfaces.

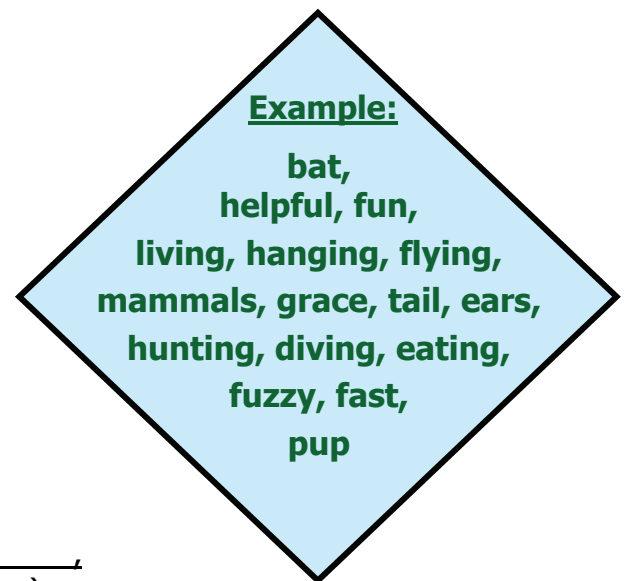


Pictographs, like the one above, are images ***painted*** ***or drawn*** ***onto*** rock surfaces. Draw your own pictograph here!



Carlsbad Caverns Diamante

For this activity you are going to write a special kind of poem, called a diamante, about your experience at Carlsbad Caverns. Diamante poems are shaped like a diamond. They are 7 lines long, and have a special pattern. Just fill in the blanks below with the type of word written beneath the blank.



(noun)

(adjective) _____
(adjective)

(participle) _____
(participle) _____
(participle)

(noun) _____
(noun) _____
(noun) _____
(noun)

(participle) _____
(participle) _____
(participle)

(adjective) _____
(adjective)

(noun)

Adjective: a word that tells about a noun

Noun: a person, place or thing

Participle: an action word that ends in ING





What I Can Do!

The Junior Ranger Motto is
□Explore, Learn and Protect□.
Tell us some ways you can achieve
these important goals.

1.) One way I can explore my environment at home is by:

2.) One place where I can go to learn more about the plants
and animals near my home is:

3.) I can help protect plants, animals and they environment
near my home by:

Junior Ranger Pledge



□, _____ am proud

to be a National Park Service Junior Ranger.

I promise to explore, learn about, and protect my
National Parks and the natural world around me.

I will share my knowledge of these special places
with my friends and family.□



Certificate of Achievement

Has successfully fulfilled the requirements of the Junior Ranger Program and is hereby proclaimed an official Carlsbad Caverns National Park

Junior Ranger



Park Ranger

Date