

9-1-1

NEW JERSEY   

Coloring and Activity Book



Learn How to use the Emergency Number 9-1-1

MY NAME _____

MY ADDRESS _____

House or Apartment Number and Street Name

City, State, and Zip Code


MY TELEPHONE () _____

I ATTEND SCHOOL AT _____


9-1-1 is the emergency number.
You should use 9-1-1 when you need

HELP...


during the day...




at night...



in your home or apartment...



outdoors or on a playground.

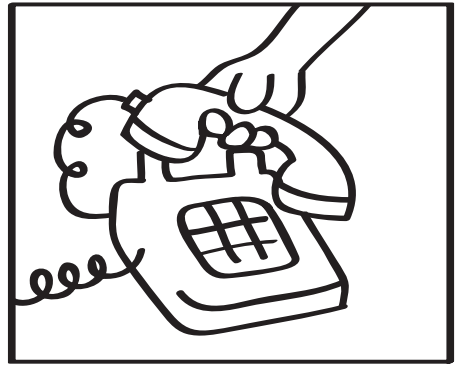


In an emergency dial 9-1-1

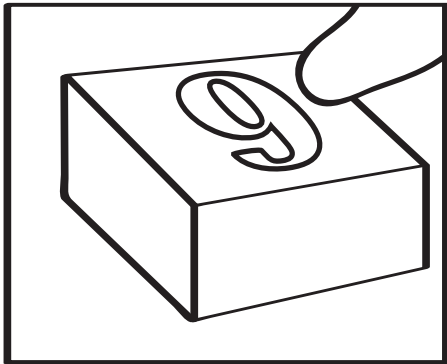
Anytime, Anywhere!!



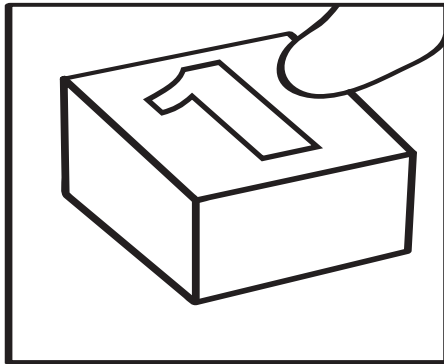
To Use 9-1-1




Pick up the phone.



Dial 9...



then 1...



then 1 again.

The 9-1-1 operator will answer.




Tell the 9-1-1 operator where you are, what your problem is, and the telephone number you are calling from. **STAY ON THE PHONE.**

Answer all of the 9-1-1 operator's questions.

If you can, do what the 9-1-1 operator tells you.


In an emergency, another way to call for help is to use a...



cell phone.

In fact, you can even use your cell phone to text to 911

Sometimes it may not be safe to talk out loud, if that happens you can text for help!



Calling 9-1-1 is ALWAYS faster, so remember...
Call If You Can, Text If You Can't




The 9-1-1
operator
can send help...

when there is a fire...



when someone is sick or hurt...



or when there is a crime.



If you see a problem don't wait!

DIAL

9-1-1






If you smell smoke or see a fire in your home,
yell "FIRE" and leave the house.
DO NOT GO BACK IN THE HOUSE!



Do not attempt to
put the fire out...

— LEAVE THE HOUSE —
— GO TO A NEIGHBOR.



Go to a neighbor's house. Tell them there is a fire.
Ask them to DIAL 9-1-1. Remember you can use a cell phone.



There is a fire at

(give address, describe house)


I'm calling from

(give telephone number of phone you are using)

My name is




- Answer the 9-1-1 operator's questions and do what the 9-1-1 operator tells you.
- Stay with your neighbor. Do not go back for anything.
- The 9-1-1 operator will send the fire department to put out the fire.



...DIAL 9-1-1

If someone gets hurt
or is very sick
DIAL 9-1-1

..SOMEONE IS HURT.
PLEASE SEND HELP...



Tell the 9-1-1 operator:

"Someone is hurt. Please send help"

Give address where you are:

Give the phone number you are calling from:

Give your name:


A 9-1-1 OPERATOR
WILL SEND MEDICAL HELP.



If you are home
alone and a stranger
comes to the door
or is sneaking
around outside,

DON'T ANSWER
THE DOOR!
DON'T TALK TO
STRANGERS!


DIAL
9-1-1










The 9-1-1 operator will
tell the police department.
The police officers will
come to help you.

Help the police find the stranger lurking in the neighborhood.





Help the 9-1-1 operator match the helper to the emergency.

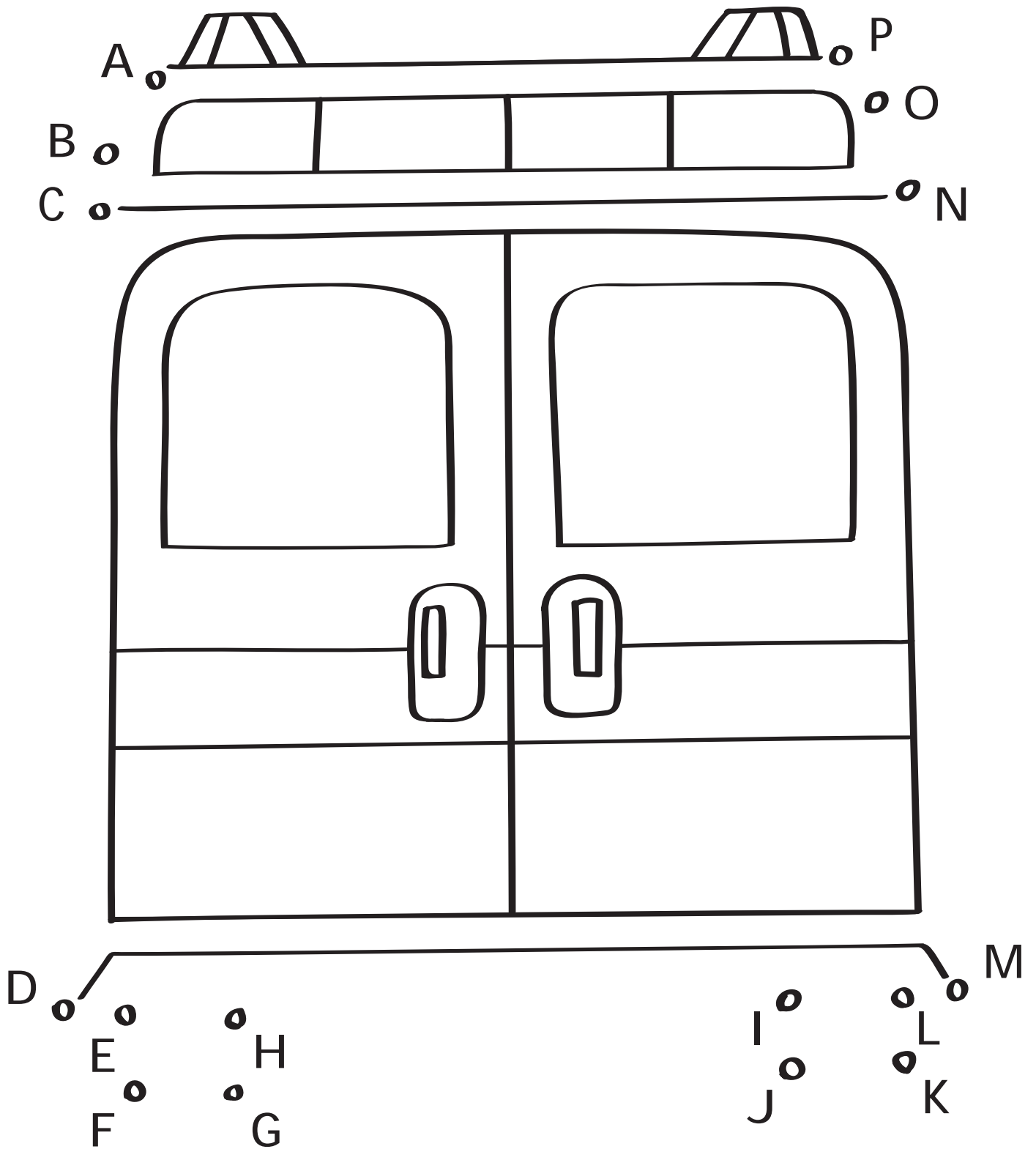


Help the firefighter get to the fire.

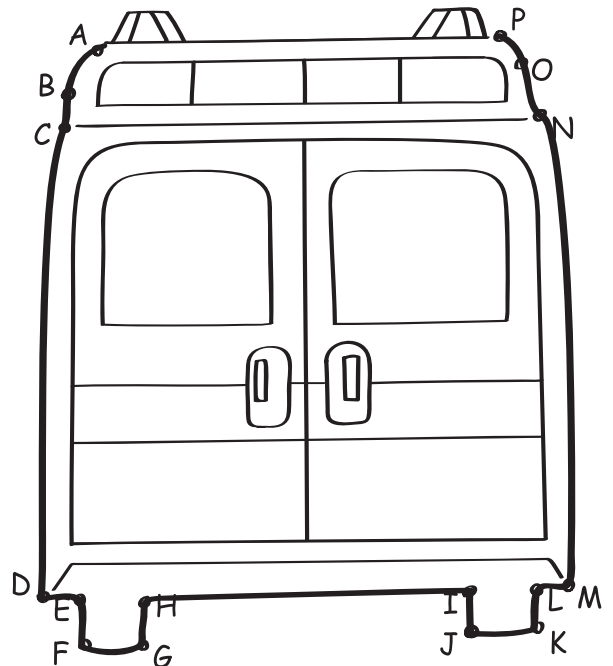



Start



Hurry! Connect the alphabet so the ambulance can reach the 9-1-1 emergency.



9-1-1 ANSWER KEY



State of New Jersey
Office of Emergency Telecommunications Services

Junior 9-1-1 Lifeline Certificate

Awarded to:

For completing the 9-1-1 Coloring and Activity Book.

I have learned that in an emergency


I should dial 9-1-1 to get help fast!



Teacher's Signature

Parent's Signature



In an emergency **DIAL** **9-1-1**





www.nj.gov/911



9-1-1
NEW JERSEY'S   
EMERGENCY
LIFELINE

This book was developed and provided by the New Jersey Office of Information Technology, Office of Emergency Telecommunications Services with all artwork produced by the OIT Creative Services team.

